

# Friends of Timbercrest

## Work /Fun Report - May 19-21, 2023

### Be On The Lookout

Ro's post hole digger went missing. Please email [fot.gswny@gmail.com](mailto:fot.gswny@gmail.com) if you find it!

### Trails

1. **General Maintenance:** I think we managed to hike every trail and remove the big stuff, trim the edges, etc.



2. **Signage:** 4x4 posts were installed at most of the intersections of walking trails and signs were affixed to help hikers find their way. Special kudos to the brave souls who dug the post holes in the pouring rain.



3. **Strawberry Shortcut:** a new trail was laid out from the bottom of the logging road that goes from the Timber Trail down toward Strawberry Hill - and the Strawberry Hill unit. Now campers can access the trail system from behind the unit, just as they can from Sprucewood, Hawthorne Grove, and Sunset.

4. **Hawthorne Grove Entrance to Timber Trail:** There is now a more well defined path from Hawthorne Grove to the Timber Trail.
5. **Old Timber Trail Sign:** We removed it.

### Boot Brush Station (Plus)

1. **Educational station:** This boot brush station with an educational sign was an in-kind grant from the WNY PRISM (Partnership for Regional Invasive Species Management). This station was installed behind the Trading Post. We hope summer campers, troop campers, and non-Girl Scout groups who visit camp will learn about how our dirty boots can transmit seeds from one location to another, spreading non-native plants. We hope all will be inspired to be conscientious about cleaning their boots before and after hiking. (The sign itself must have been delivered to Ro's house Saturday - one day too late to make it into her car with other Work Weekend Stuff. She will sneak back to camp and install it by Memorial Day.)



2. **Practical stations:** To minimize the amount of dirt brought inside, two brushing stations (without signs) were installed - one at the NW entrance to Bellinger, and one in front of Jackman. We definitely saw a difference in the amount we had to sweep up!

## Drainage Pit

An experimental drainage pit was installed around one of the spigots in Sprucewood using a galvanized steel fire ring from Amazon. It will need to be filled with gravel, and we recommend gravel outside the ring, too, where the girls would be standing to access the spigot. If this works well this summer, we can install more at future work weekends.



## The Units

1. **Latrines:** Our Friends were blown away by the excellent spruce-up job that was done on the latrines. That was a job we started at a previous work weekend, but it was too big to finish in just a couple of days. Thank you to Council staff / contractors for finishing up. One of our Friends said, “You could eat dinner in here; it is so clean!”

We installed a toilet paper dispenser in the middle stall at Jackman as an experiment. Will it deter mice? Let’s keep an eye on it and see. If it works, we could consider more for other latrines.



2. **Fire Circles:** Fire Circles were tidied up in all the units. This was a dirty job:



3. **Shelter Lighting:** LED lighting units were installed inside the Sprucewood and Strawberry Hill shelters. Hawthorne Grove was well lit. Sunset has no electricity.

4. **General:** Some efforts were made to tidy up around the tents more generally. It was obvious that some raking around the tents had been done before we got there, but there is still a lot of trimming, and removal of dead and rotting wood piles, etc, that could be done to make the units more appealing. We got started, but more work will need to be done.



## Programs for Girls

### 1. Tidbits: Slingshots & Archery

Nine girls braved the rain to take part in our Timbercrest Tidbits workshops. The Daisies and Brownies learned safety and techniques related to using slingshots for target practice. The older Girl Scouts learned safety and techniques related to archery.



### 2. Nesting Platforms

Consider this clever scheduling by Ro: While the older girls were getting their “chalk talk” before going to the archery range, the younger girls were at the range practicing target skills with slingshots. When the older girls went to the range to practice archery skills, the younger girls built nesting platforms. Our hope is to discourage the swallows from nesting on our lighting fixtures (by installing “spikes” - eventually) and giving them places away from doors and windows to minimize poo and dive-bombing where people walk.



## Bellinger

1. **Kitchen:** More light switches were labeled, as were drawers! The kitchen crew cleaned out all the drawers and shelves, disposed of lids with no bottoms and bottoms with no lids as well as broken items, moved like tools into common places, and cleaned and cleaned and cleaned. Bill taught Jennifer how to clean the griddle!



2. **Game Shelves:** A quick review of a couple of the games proved that some were incomplete. Unusable games were disposed of, duplicates were assessed to make sure all had the appropriate pieces and parts, etc.

3. **The Bell:** Jo gave it yet another try! This time, she used Liquid Wrench to get it unstuck, then lubricated with White Lithium Grease. This product was suggested by a member of the Summer Camp Professionals Facebook group. Fingers crossed this is THE solution. Carol is shown assisting.



## Boat House

1. **Paddle Door Handles:** Jo reinstalled the paddle door handles on the boat house.



2. **Paddle Storage:** Rob Thompson was not able to attend work weekend, but will return Memorial Day to install paddle storage.

## Food, Glorious Food!

As always, no one went hungry and there were plenty of leftovers for people to take home. Hotdogs and chili, breakfast strata, soups and sandwiches, spaghetti and meatballs, lots and lots of fruit salad and tossed salad, cookies galore, ice cream sundaes. Thanks to all who helped prepare and clean up after meals.



## Shenanigans and Other Fun Stuff

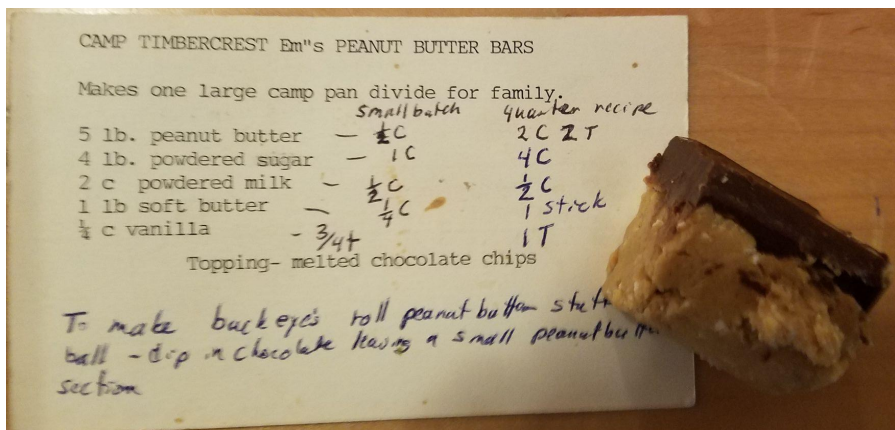
1. **Wall of Fame Inductions:** Jennifer officially announced **Joanne “Jo” Nelson’s** induction onto our Wall of Fame ([friendsoftimbercrest.org/joannnelson](http://friendsoftimbercrest.org/joannnelson)).

After a brief story of Jo’s impact on her, Jennifer turned to Jo who inducted **Esther “Skipper” Keyser** onto the Wall of Fame. Jo’s remarks highlighted what a huge influence Skipper was on Jo, mentoring her and grooming her to become the next Director of Timbercrest. As of this writing, the page for Skipper isn’t quite finished, but it will be soon. ([friendsoftimbercrest.org/estherkeyser](http://friendsoftimbercrest.org/estherkeyser)).



EvaDawn finished things off by noting quite eloquently that Jo was for most of us what Skipper was for Jo. It’s true! Most of what Jo said about Skipper, we could say about Jo. We love you, Jo!!

2. **Cookies:** Bakers were asked to bring their favorite cookies with a copy of the recipe. Non-bakers brought toppings for sundaes. We were well-sugared. All recipes were posted to Facebook.



3. **Tea Party:** The Johnson Sisters (Natasha Patchen and Anita Gaston) put on a lovely Timbercrest-themed tea. The above recipe from one of our former camp cooks was featured along with several other treats, all of which had a Timbercrest connection of some kind.



4. **Official Clan Tartan:** Jennifer has declared that the official tartan for Friends of Timbercrest is **Dress Gordon**, in honor of Juliette **Gordon** Low. Members and friends are working to incorporate the official plaid into their wardrobes, as you will see in the photo below. (The cutest were Carol and Jeff with their matching robes - only Carol is pictured below.)



5. **Bagpipes:** In keeping with the Scottish theme of the clan tartan, Saturday evening shenanigans involved attempting to make bagpipes out of latex gloves, straws, and tape, as demonstrated in two instructional videos that were emailed ahead of time. Sadly, this “fun” activity resulted in a bit of frustration as most of the instruments sounded more like

kazoos than bagpipes. Though, there was rather a lot of laughter during the process, so all was not lost!



Here are the videos are, in case you missed them and have a burning desire to try on your own:

- a. [https://www.facebook.com/uniladsound/videos/525013643122649/?extid=CL-UNK-UNK-AN\\_GK0T-GK1C&mibextid=l2pjGR](https://www.facebook.com/uniladsound/videos/525013643122649/?extid=CL-UNK-UNK-AN_GK0T-GK1C&mibextid=l2pjGR)
- b. <https://laughingsquid.com/latex-glove-bagpipes/>

## The Clan



### **In attendance:**

Carol Barnes  
Jeff Barnes  
EvaDawn Bashaw  
Jennifer Brooks  
Kathy Brown  
Katy Carrier  
Dawn Cicchini  
Kristen Cook  
Amy Jo Dorler  
Judi Edgerton

Amy Edgerton  
Emily Garrick  
Anita Gaston  
Peg Jungquist  
Mary Beth Mazzone  
Bill McIntyre  
Kathy Moller  
Paulette Morein  
Jo Nelson  
Allan Patchen

Natasha Patchen  
Gary Pfahl  
Diane Powell  
Jennifer Schlick  
Annie Schroen  
Craig Thompson  
Russell Thompson  
Betsy Vinton  
Rachel Welton  
Ro Woodard

### **Assisted with Financial Support:**



Erica Tener  
Kim Meabon  
Kathy Moller  
Diane Powell  
EvaDawn Bashaw

Katy Carrier  
Rachel Welton  
Amy Jo Dorler  
Jo Nelson  
Bill McIntyre

Betsy Vinton  
Jennifer Schlick  
Ro Woodard

## Items of Concern

We reported the following items to council, pointing out that some are safety issues and need fairly immediate attention:

|  |  |
|--|--|
| <p>1. An open drain pit at the end of the drainage ditch between Sprucewood and Hawthorne Grove.</p> |   |
| <p>2. A broken and open culvert just below Sprucewood. It is marked with a post.</p>                 |  |

3. A big dead ash tree on the back side of the Strawberry Hill Shelter that must have been overlooked when trees were cut last year. It is a threat to the building if it falls.



4. A <thing> (not sure what it is) along the path leaving the dam to go toward Bellinger.



5. The doorknob on the west door of Bellinger that goes out onto the deck needs some attention. It is loose, making it hard to close the door properly.
6. There are yellow jackets in the tan yurt. We're not sure where they are coming from.

7. The shower head / hose in the handicap shower of Jackman needs to be replaced.
8. We installed a galvanized steel ring around a spigot in Sprucewood. It needs to be filled with gravel. We think gravel around the outside of it may also be useful to provide a place where girls can stand when accessing the spigot.
9. A couple of the new picnic tables that our Friends raised money for, built, stained, and had plaques made for are sitting in the weeds over by the yurts. As you can imagine, folks were not happy to see that our investment is unused. Please move them into spots where they will be used.
10. The Freezer in Jackman does not freeze things.

## Addendum

A few of us returned to camp over Memorial Day weekend and finished up a couple of tasks:

1. The educational Boot Brush Station.



Ro and daughter-in-law Sarah install sign; grandson Reece demonstrates use.

2. Paddle Storage Rack in the boat house:



Rob Thompson installs the first paddle rack. (We will need another for the other



paddles.)

3. A screen was installed on the front of one of the leantos.



Ideally, this will be left rolled up until just before bedtime, so we are calling them “night screens.”

4. Jennifer walked the trail system with the eyes of a “newbie” and made a list of additional posts and signs we will want to install.